

HYDROCHLORST

Mineral chlorinator

- Energy saving, intelligent, power pack
- Self-cleaning chlorinator cell
- In-built salt and flow protection
- Easy-to-use synchronous timer
- Suitable for both Mineral Crystals and salt chlorination

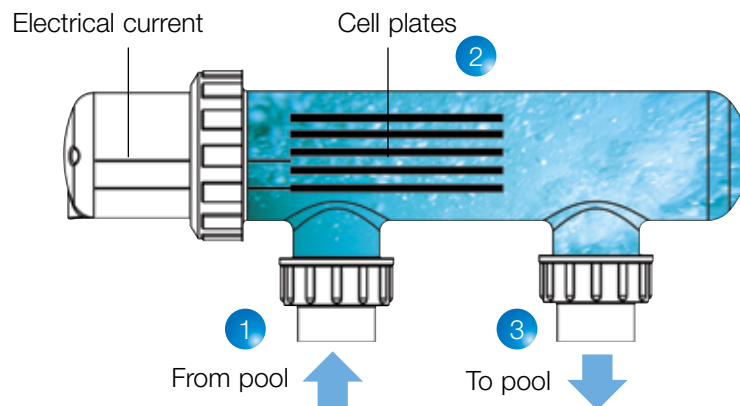


Hydrochlor Mineral Chlorinator

Waterco's new, energy efficient Hydrochlor chlorinates your pool, making it healthy, crystal clear, and ready to swim in year-round. In fact, a Mineral / salt water chlorinated pool requires considerably less attention than a standard chlorinated pool.

Chlorination

The main function of the Hydrochlor Mineral Chlorinator is to produce chlorine to sanitise the pool water. Pool water, which contains dissolved Mineral Crystals / pool salt passes over Hydrochlor's chlorinator cell. This in turn splits the salt into its basic components, one being chlorine.



1. Pool water containing Mineral Crystals / pool salt.
2. Mineral Crystals / pool salt split into basic components, one of them chlorine gas.
3. Chlorine gas dissolves in pool water, residual level keeps the water sanitised and safe for the swimmer.

“ A Mineral / salt water chlorinated pool requires much less attention than a chlorinated pool ”

Mineral Swimming Pools

Hydrochlor can work with a standard salt pool, but our engineers didn't stop there. They specially designed it to work in synergy with Waterco's Mineral Crystals to transform your pool in a therapeutic oasis.

Magnesium enriched water

Adding Waterco's Mineral Crystals to pool water enables you to experience the health benefits of bathing in magnesium enriched water. Magnesium has been recognised by medical professionals and consumers all over the world for its ability to alleviate a variety of ailments relating to the skin, muscles, and nervous system.

Mineral Crystals

Mineral Crystals not only improves your pool water with a blend of naturally occurring minerals, but also moisturises your skin as you swim. In fact the common effects associated with swimming in a chlorinated pool, including red eyes and dry skin, are significantly relieved with Mineral Crystals. Its gentle formulation that has little to no taste and can be used in any type of pool.

“A swimming experience that is more than skin deep.”

Energy Saving, Intelligent, Power Pack

The Hydrochlor Mineral Chlorinator includes an energy saving, intelligent power pack that makes it easy to keep your pool sanitised and healthy to swim in.



Energy Saving

Hydrochlor uses the latest Switch Mode Power Technology to increase energy efficiency by over 50%, significantly reducing power consumption. Hydrochlor draws less current and this translates to high power conversion and less energy wastage, without compromising chlorine output.



Intelligent

Hydrochlor's Power Pack intelligently recognises the size of the connected chlorinator cell and automatically adjusts its power output to suit.



Salt Level Protection

An alarm indicates when salt levels in the pool water too high or too low. If the pool is running beyond the maximum recommended salt level, the chlorinator will limit its output to protect the chlorinator cell.



Easy-to-use Timer

Hydrochlor includes an in-built easy to use timer.

Self-cleaning Chlorinator Cell

Hydrochlor's new self-cleaning chlorinator cell features a serial parallel design that enhances chlorine production, whilst requiring less energy.



Automated Self-Cleaning

Hydrochlor's self-cleaning chlorinator cell has the added ability to reverse its polarity and automatically clean calcium build-up off its electrodes.



No Flow Detection

If no water flow is detected in the chlorinator cell, Hydrochlor automatically switches off the chlorine production to protect the chlorinator cell, and activates the No Flow LED indicator.



Commonly Asked Questions

Is there a difference between 'Salt Chlorinator' chlorine and 'normal' chlorine?

A salt chlorinator produces chlorine the same way a chlorine factory does. The difference in the process is that it is manufactured in your pool by passing an electric current through a solution of brine (common Mineral Crystals / salt dissolved in water).

Will I ever need to add standard pool chlorine again?

From time-to-time it may become necessary to add some chlorine to the pool. This may be due to heavy rain, excessive bather load, or if the chlorine level needs to be shocked back up.

Does the Mineral Crystals / salt damage pool equipment?

No, it doesn't. Low levels of Mineral Crystals / salt have relatively insignificant corrosive effects on pool fittings and equipment.

How do I get started?

After setting up the salt chlorinator, you simply add recommended amount of Mineral Crystals and/or pool salt to your pool and choose your desired chlorine level.

How much salt will I need?

To run the pool on pool salt only, add approximately 1kg of pool salt for every 1,000 lt to raise the level 1,000 ppm. Therefore, 300 kgs of salt will raise a 50,000 litre pool from 0 ppm to 6,000 ppm.

If you wish to use the Waterco Mineral Crystals and take advantage of the benefits offered, then refer to the table below for recommendations on the quantity of Mineral Crystals to add to your pool.

Adding Mineral Crystals to the Pool

Allow the pool to reach a salt level of 4,000 ppm, then add the recommended amount of Mineral Crystals as per table below.

Starting with 4,000 ppm of Pool Salt							
Pool Size (L)	10,000	20,000	30,000	40,000	50,000	80,000	100,000
Add Mineral Crystals (kg)	25	50	75	100	125	200	250

Targets							
Pool Salt Level (ppm)	4,000	4,000	4,000	4,000	4,000	4,000	4,000
Mineral (ppm)	1,200	1,200	1,200	1,200	1,200	1,200	1,200

Salinity Level – Operation:

TDS Levels (ppm)		
Minimum = 4,000	Optimum = 5,500	Maximum = 6,000

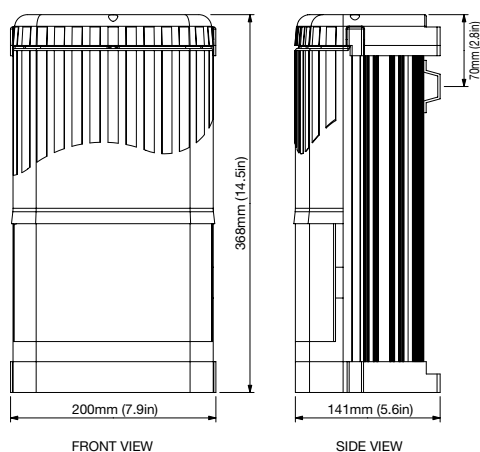
Note: Low salinity level will reduce the life of the chlorinator cell and lead to low chlorine production

Three Year Warranty:

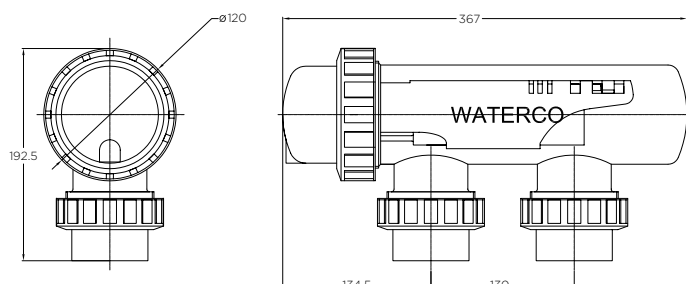
Hydrochlor MK3	3 years
Chlorinator cell	3 years
Power pack	3 years
Commercial Installations	1 year

*Please refer to Waterco's Warranty terms and conditions.

Power Pack Dimensions



Chlorinator Cell Dimensions



Technical Specifications

Model	Chlorine Production (g/hr)	Max Pool Capacity (L) Climate	
		Temperate	Tropical
Hydrochlor ST 2000	20	60,000	48,000
Hydrochlor ST 2500	25	80,000	60,000
Hydrochlor ST 3000	30	100,000	72,000

	2000	2500	3000
Primary Input (Volts) / Frequency (Hz)	170-264V/ 47 - 64 Hz	170-264V/ 47 - 64 Hz	170-264V/ 47 - 64 Hz
Input Power (W)	105	115	130
Output Current (A)	5.4 (DC)	5.8 (DC)	6.0 (DC)
Maximum Total Current (A)	10	10	10
Pump Outlet Maximum (A)	8	8	8
Cell Voltage (V)	21	21	21
Degree of Protection	IP23	IP23	IP23

These chlorinators are approved and conform to AS3136 Swimming Pool Equipment, as a prescribed article under Australian Registration. These Chlorinators conform to the Australian Electromagnetic Compatibility Standard marked by the C-tick.



CONTACT WATERCO

Waterco's head office is situated in Sydney, Australia with international offices, manufacturing plants and warehouses located in Australia, New Zealand, Malaysia, Indonesia, Singapore, China, the US, Canada, and the UK.

OFFICES - AUSTRALIA

NSW - Sydney (Head Office)
Tel: +61 2 9898 8600

QLD - Brisbane
Tel: +61 7 3299 9900

VIC/TAS - Melbourne
Tel: +61 3 9764 1211

WA - Perth
Tel: +61 8 9273 1900

SA/NT - Adelaide
Tel: +61 8 8244 6000

ACT Distribution
Tel: +61 2 6280 6476

OFFICES - OVERSEAS

Waterco (Europe) Limited
Sittingbourne, Kent, UK
Tel: +44 (0) 1795 521 733

Waterco (USA) Inc
Augusta, Georgia, USA
Tel: +1 706 793 7291

Waterco Canada
Longueuil, Quebec, Canada
Tel: +1 450 748 1421

Waterco (NZ) Limited
Auckland, New Zealand
Tel: +64 9 525 7570

Waterco (C) Limited
Guangzhou, China
Tel: +86 20 3222 2180

Waterco (Far East) Sdn Bhd
Selangor, Malaysia
Tel: +60 3 6145 6000

PT Waterco Indonesia
Jakarta, Indonesia
Tel: +62 21 4585 1481

Waterco Singapore Intl Pte Ltd
Nehsons Building, Singapore
Tel: +65 6344 2378

DISTRIBUTED BY:

Chainaris Phuket Engineering Co., Ltd.

63/13 Moo.2, T.Vichit, A.Muang Phuket 83000

Tel: 076-513100-3 Fax: 076-513105

Line: @chainaris, @chainarissshop



WATERCO
water, the liquid of life



ZZB1976 02/20