

# FACOLEX

FLEXIBLE HOSE FOR FANCOIL UNIT



Chainaris Phuket Engineering Co., Ltd.  
63/13 Moo.2, T.Vichit, A.Muang Phuket 83000  
Tel: 076-513100-4 Fax: 076-513105  
Line: @chainaris, @chainarissshop

# FACOLEX

FLEXIBLE HOSE FOR FANCOIL UNIT



## FEATURES

FACOLEX flexible hoses are made of EPDM tube braided with stainless steel wire. They are applicable with water exclusively. FACOLEX is the most suitable connecting hoses for fancoil units and sanitary equipment. FACOLEX is very attractive with its excellent performance and outstanding reliability where a similar conventional one is not comparable with. Other important features of FACOLEX are :

- **New type of flexible hoses** : It is made of an elastomer tube and is sufficiently strengthened by stainless steel wire braiding.
- **Reliable and durable** : The high grade elastomer body material used effectively stabilizes water pressure against the effects of temperature fluctuation. The body material is also proofed against rusting and corrosion.
- **Minimize chance of water leakage in piping system** : FACOLEX is designed with a limited number of threading for connection in piping system, which helps to reduce the chance of water leakage. The number of joints used in the piping system may be reduced 83-87% with the use of FACOLEX.
- **Efficient installation** : Installation has become easier and more cost effective by the use of flexible elastomer body, which requires less fitting space and considerable reduction of labor hours.
- **Useful to isolate sound and vibration** : The use of FACOLEX reduces the transmission of sound and vibration which helps to relieve the occurrence of pulsation and water hammer.
- **Easy for maintenance and replacement** : Maintenance and replacement are easier by using FACOLEX.

## ● STRUCTURE

No.	Parts	Materials
1	Tube	EPDM
2	Sleeve	BsBM / BC6
3	Nipple	BsBM / BC6
4	Braid	SUS304
5	Collar	SUS304
6	Cap Nut	BsBM / BC6
7	Gasket	Non-asbestos

- FACOLEX standard end connections : One end **adaptor, BsBM**, parallel thread completed with gasket. The other end **nipple, BsBM**, male tapered thread.
- Other end connections, like (adaptor x adaptor) and (nipple x nipple), are available. Please consult us.

## ● DIMENSION AND ALLOWABLE MOVEMENT

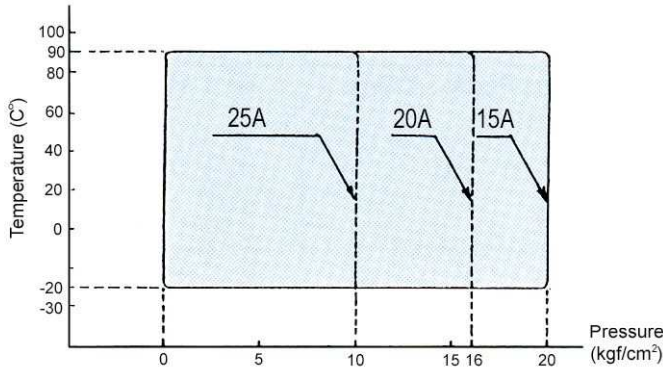
(mm.)

Nominal Dia.	Inner Dia. Ød1	Inner Dia. Ød2	Outer Dia. ØD	Tube Dimension		End Connection G(f)xR(m)	Min. Bending Radius	Connection Size				Length (L or OAL)
				Inner Dia. ØID	Outer Dia. ØOD			A	B	C	H	
15	10	12	22	14.5	21.5	G1/2 x R1/2	80	6	13	15	24	200, 300, 500, 800, 1000, 1500
20	15	17	28	19.5	27.5	G3/4 x R3/4	100	8	15	16	30	
25	20	25	34.6	25	34	G1 x R1	125	8	17	18	36	

For the length other than mentioned above, please consult us.



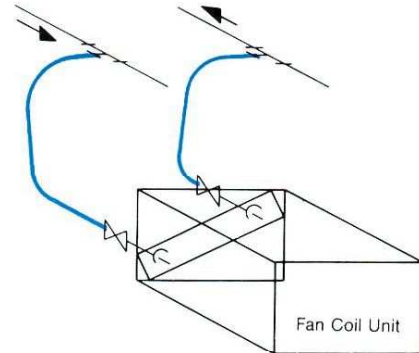
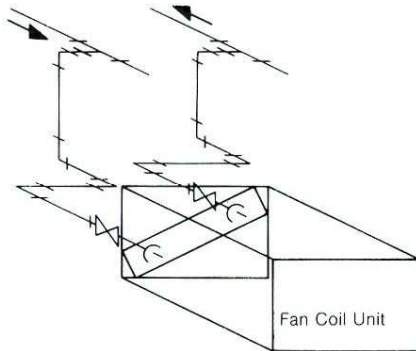
## ● OPERATING CONDITION



Nominal Dia. (mm)	Max. Operating Pressure (Kgf/cm <sup>2</sup> )	Bursting Pressure (Kgf/cm <sup>2</sup> )	Operating Temperature Range
15	20	90	-20 to 90°C
20	16	70	
25	10	60	

**Remark :** FACOLEX is not applicable to oil.

## ● EXAMPLE OF INSTALLATION COST ESTIMATION IN JAPAN




Traditional Installation Method			
Materials	Qty	Unit Rate	Cost
White Gas Tube 20A	3	400	1,200
Elbow 20A	8	200	1,600
SUS Flexible Joint 20A x 300L	2	5,000	10,000
Other Miscellaneous Materials of Consumption	1 set		150
Installation Process Charge	90 min	30,000/day	5,620
<b>Total (JPY)</b>			<b>18,570</b>

FACOLEX Installation Method			
Materials	Qty	Unit Rate	Cost
FACOLEX 20Ax1000L	2	8,200	16,400
Other Miscellaneous Material of Consumption	1 set		30
Installation Process Charge	5min	30,000/day	320
<b>Total (JPY)</b>			<b>16,750</b>


## ● EXAMPLES



^ Pressure Test



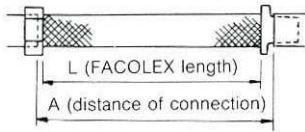
< Floor Mounted FCU



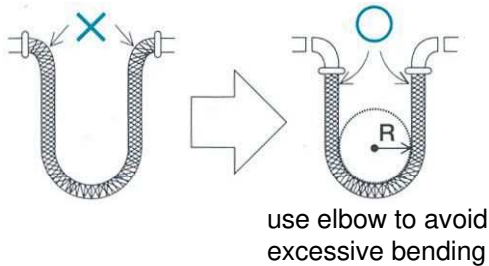
Ceiling Mounted FCU >

## • NOTES

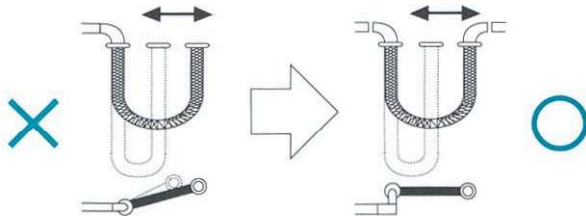
1. Do not extend. Install with slight bending.



2. Be aware of excessive bending : Excessive bending or unusual curving of FACOLEX shortens the life. Use elbow for the small bending portion to avoid excessive bending of the hose.



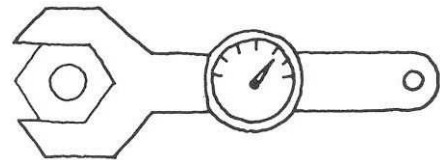
3. Do not distort the hose : Be aware of distorting the hose when tightening up the union-nut during installation. Distortion of hose will accelerate aging or damage the hose.



4. Be aware of heat sources : The body of FACOLEX is made of EPDM. Do not put close to heat sources (torch-lamp bonfire, gas-burner and welding work, etc.) to avoid generating high temperature.



5. Use proper torque : Use the adaptor and gasket provided and tighten up the adaptor with the following torque.



Nominal Dia. (mm)	Standard Tightening Torque (Kgf.m)	Wrench Nominal Size (mm)	Force Given (Kgf)
15	3	350	12
20	6	350	24
25	10	450	30

\*\* If gasket is loosened after tightening up, please replace with a new one.

Company reserves the right to change any details without prior notice.

### TOZEN INDUSTRIAL CO., LTD.

3388/62 18TH FLOOR, SIRINRAT BLDG.,  
RAMA IV RD., BANGKOK 10110 THAILAND  
TEL : (66) 0-2029-0100  
FAX : (66) 0-2029-0111  
E-MAIL : sales@tt.tozen.com  
URL : www.tozen.co.th

### TOZEN CORPORATION.

8-4, ASAHI YOSHIKAWA  
SAITAMA 342-008 JAPAN  
TEL : 048-993-1030  
FAX : 048-993-1038