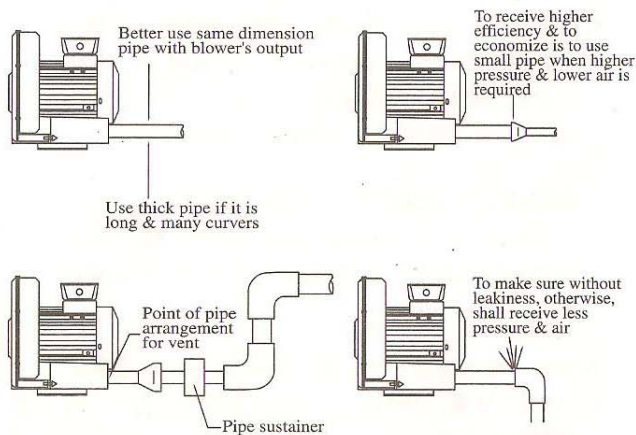


## Commercial Airblower HB10-HB20

### 【INSTALLATION】

ITEM	CONDITION
1.Location	Indoor to keep off rain.
2.Surrounding temperature	Under40°C
3.Humidity	Under80%
4.Air condition	To blow air containing acid, alkali, or something erosive or to blow combustible or explosive air is very dangerous. Hence, not recommend to do it.
5.Dust	Avoid operation in places where the air is rich of dust, powder or fiber. If in need, add an air filter and clean regularly.
6.Ventilation	Operate in good ventilation place. Using in a closed box or room is prohibited.
7.Space	Roomy space for easy maintenance.
8.Vibration	Set in a place without vibration. If necessary, vibration-proof equipment or actions must have to avoid damage to the blower.

### 【PIPE ARRANGEMENT】



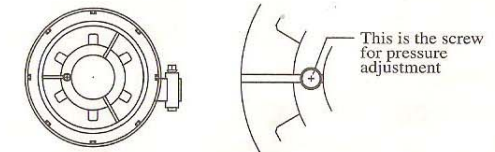
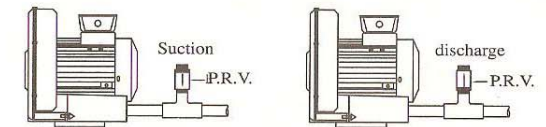
Attention: To install more sustainers avoids the weight & other burden outside concent on pipe

1. Make sure power voltage is right with the motor. This motor can be configured for either 220V~240V or 380V~415V. Use the copper plates enclosed with the terminal box and the diagram inside the terminal box cover to configure. All wires should be tightly screwed on terminals. Avoid improper shortage.
2. If the blower is installed outdoor, should have a rain shelter above it. Do not block the vent. Avoid dust or non-air stuff being sucked into the cooling fan.
3. Use high quality and long lasting pipes and joints to sustaining blower's high pressure and temperature. Ensure no leak and no odds and ends in the pipe. Prevent anything falling into blower.
4. Follow the air flow arrows on shell to install inlet and outlet pipes. Impeller should rotate in the same direction. Otherwise, efficiency is low.

### 【CAUTION】

1. Blower running produces high temperature. Keep off its shell from being burned.
2. Current will change with the air pressure. Overload protection should be wired into power line-in to avoid burn. (Refer to the nameplate on the motor on full loading amperes)
3. Refer to pressure curve in catalogue for the proper continuing operation. Do not operate over the range. When operation is always close to either pressure limit (high or low) it is better to have a pressure relief valve in pipe line, so that the pressure relief valve will operate to adjust the air in or out thus to prevent damage to blower.  
Re:illustration below  
Blower's temperature will rise rapidly if air flow is blocked. Shut down blower immediately to avoid damage. On the other hand if the air should be under the continuing operation range or air should flow by timing intervals it is better to switch pressure relief valve on and off by the timing intervals.

P.R.V-Pressure relief valve (optional, purchase separately)



ATTN:To have proper adjustment,and be ware of the direction when install.

4. The temperature will rise rapidly when air flowing is nearly blocked. Pay special attention to this situation. Do not operate in a room without ventilation if the temperature rises.
5. Use "dust collecting bag" to remove solids, dust, granule, fiber and water bead before flowing into blower. Should a filter in pipe be installed, us filter of larger area to avoid loss of pressure and clean up the filter regularly.
6. Accumulated dust will lessen heat dispersion and will result in less air flow, more vibration, high temperature and more malfunctions.
7. Bearings, seals and silencers are wearing parts.They should be changed regularly. Also life of impeller, shell, net, etc. depends on working enviroment. They may need to change regularly.
8. Turn off power to check and repair when unexpected noise or rough running happens.

Contact Us:

Chainaris Phuket Engineering Co., Ltd.

63/13 Moo.2, T.Vichit, A.Muang Phuket 83000

Tel: 076-513100-4

Fax: 076-513105

Line: @chainaris, @chainarishop

