



# SUPER II™ PUMP

MAX-RATED, HIGH-PERFORMANCE  
PUMP SERIES



## Performance of a lifetime.

Power your system with the max-rated, high-performance Super II pump series from Hayward®. These efficient, large-capacity pumps are built to last and engineered to perform even under the most demanding conditions.

Convenient features include a see-through cover so pool owners know exactly when to empty the extra-large debris basket. Performance features include full-flow hydraulics that allow greater flow at a lower cost of operation and a housing design that makes it as quiet as it is dependable.

Super II Pumps. The superior choice.

Your Dealer:

Chainaris Phuket Engineering Co., Ltd.

63/13 Moo.2, T.Vichit, A.Muang Phuket 83000

Tel. 076-513100-3 Fax. 076-513105 [www.chainaris.co.th](http://www.chainaris.co.th)




Total System: **Pumps** | Filters | Heating | Cleaners | Sanitization | Automation | Lighting | Safety | White Goods

All Components Molded of Corrosion-Proof Reinforced Thermoplastic for extra durability and long life.

See-Through Strainer Cover lets you see when basket needs cleaning and eliminates guesswork. Test feature allows line pressure test to 40 psi (2.75 bar).

Rugged, One-Piece Housing with full-flow ports, ensures rapid priming and continuous operation.

Corrosion-Proof Impeller provides high-volume output to accommodate even the most demanding installations, including pool/spa combinations and in-floor cleaning systems.



Heat-Resistant, Industrial-Size Ceramic Seal is long-wearing. For fresh or saltwater use.


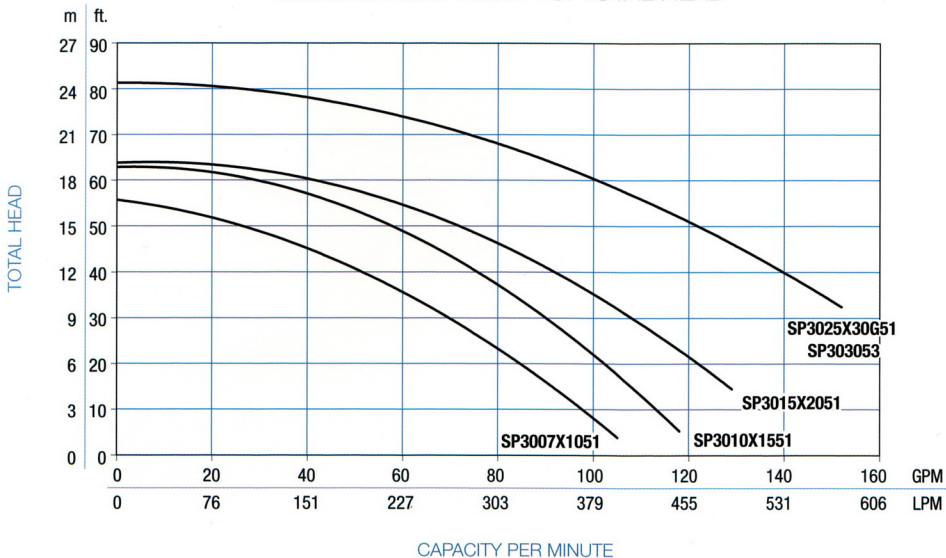
Heavy-Duty, High-Performance Motor with airflow ventilation for quieter, cooler operation.

Uni-Bracket Mounting Base provides stable, stress-free support, plus versatility for any installation requirement. Adapts 48- and 56-frame motors.

Service-Ease Design allows simple access to all internal parts. Motor and entire drive group assembly can be removed, without disturbing pipe or mounting connections, by disengaging just six bolts.

OVERALL DIMENSIONS	MODEL	Motor Power			Pipe Size	Dimension "A"	
		Total HP	Rated HP	Service Factor	inches	inches	mm
	Max Rated 220V/50Hz 1PH						
	SP3007X1051	1.10	1	1.10	1 ½	14 ½	368
	SP3010X1551	1.50	1 ½	1.00	2	15 ⅝	397
	SP3015X2051	2.00	2	1.00	2	16 ⅝	422
	SP3025X30G51	3.00	3	1.00	2	17 ¾	451
Max Rated 220-240/380-415/50Hz 3PH							
	SP303053	3.00	3	1.00	2	17 ½	445

SUPER II PUMP FLOW VS. TOTAL HEAD



Super II 155-Cubic-Inch (2500cc) Basket

is more like a bucket. The Super II Pump Series features impressive leaf-holding capacity. Rigid construction includes load-extender ribbing for free-flowing operation, even under extra-heavy debris loads.

Super II Pump Series pumps are listed by:



To take a closer look at Hayward Pumps, go to [www.haywardpool.com](http://www.haywardpool.com)



International Marketing Group  
2875 Pomona Blvd | Pomona, CA 91768 USA