

UNILIFT AP/AP BASIC RANGE

RELIABLE & MAINTENANCE-FREE

WASTEWATER PUMPS

The UNILIFT AP and AP Basic are submersible wastewater pumps suitable for temporary as well as permanent free-standing installation. Furthermore, UNILIFT AP Basic pumps are suitable for installation on an auto coupling. All pumps are fitted with carrying handles. The UNILIFT AP pumps have a stainless steel sleeve for cooling during operation while the UNILIFT AP Basic pumps without sleeve are applicable for submerged operation. All pumps can be supplied with plug or no plug options.

BENEFITS

- Permanent as well as portable installation
- Simple installation
- Service friendly
- Optional automatic operation

APPLICATIONS

- Rainwater, drainage water and water from flooding
- Pool water
- Effluents from showers, washing machines and sinks below sewer level
- Water and rainwater in horticulture



UNILIFT
AP 12

UNILIFT
AP 35

UNILIFT
AP 50

UNILIFT
AP 35 & 50 BASIC

UNILIFT AP KEY FEATURES

- Stainless steel
- Mechanical shaft seal
- Replaceable cable
- High single-phase protection - no additional motor protection needed
- Semi-open or vortex impeller
- Handy and easy to transport
- Clip-on strainer prevents large particles from entering

UNILIFT AP BASIC KEY FEATURES

- Stainless steel
- Mechanical shaft seal
- Replaceable cable
- Thermal overload protection
- Auto-coupling
- Handy and easy to transport
- Clip-on base plate prevents large particles from entering

THE UNILIFT AP/AP BASIC IN MORE DETAIL

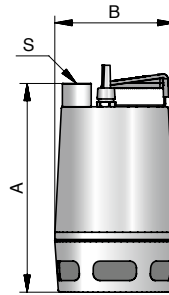
UNILIFT AP – RANGE

Pump type: AP 12	Dimensions [mm]			Weight [kg]
	A	B	S	
UNILIFT AP – 12.40.04.1	321	216	RP 1½	11.0
UNILIFT AP – 12.40.06.1	321	216	RP 1½	11.0
UNILIFT AP – 12.40.08.1	321	216	RP 1½	12.6
UNILIFT AP – 12.50.11.1	357	241	RP 2	15.1

Pump type: AP 35 & 50	Dimensions [mm]			Weight [kg]
	A	B	S	
UNILIFT AP – 35.40.06.1.V	376	216	RP 1½	11.4
UNILIFT AP – 35.40.08.1.V	410	216	RP 1½	12.7
UNILIFT AP – 50.50.08.1.V	436	241	RP 2	15.1
UNILIFT AP – 50.50.11.1.V	436	241	RP 2	15.1
UNILIFT AP – 50.50.11.3.V	436	241	RP 2	15.6

UNILIFT AP BASIC – RANGE

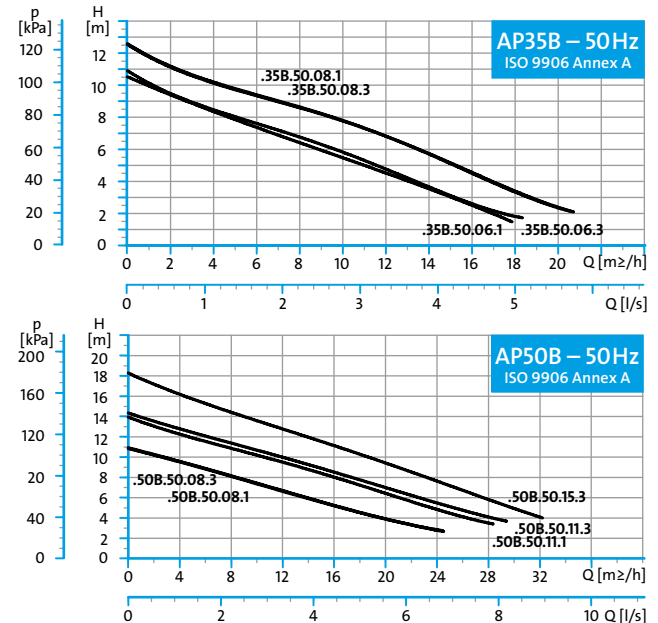
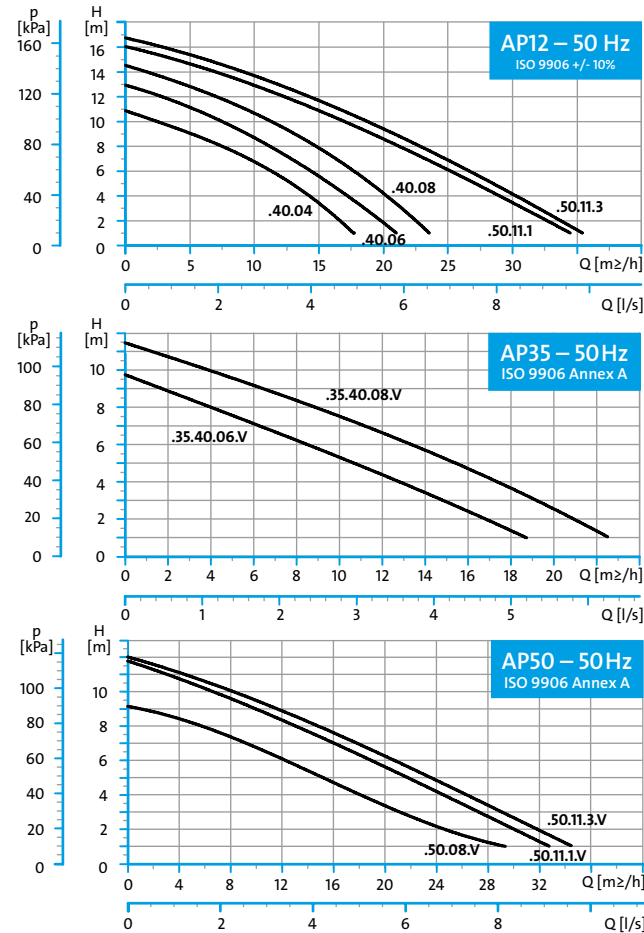
Pump type: AP 35B & 50B	Dimensions [mm]			Weight [kg]
	A	B	S	
UNILIFT AP – 50B.50.08.1.V	468	116	R2	10.1
UNILIFT AP – 50B.50.08.3.V	468	116	R2	8.4
UNILIFT AP – 50B.50.11.1.V	468	116	R2	10.2
UNILIFT AP – 50B.50.11.3.V	468	116	R2	9.7
UNILIFT AP – 50B.50.15.3.V	468	116	R2	10.0



TECHNICAL DATA AP/AP BASIC

- Max. flow rate, Q: 32 m³/h
- Max. head, H: 17 m
- Liquid temp.: 0 °C to +55 °C
- Max. particle size: Ø12
- Material: Stainless steel

UNILIFT AP/AP BASIC – PERFORMANCE CURVES



Your Dealer:

Chainaris Phuket Engineering Co., Ltd.

63/13 Moo.2, T.Vichit, A.Muang Phuket 83000

Tel. 076-513100-3 Fax. 076-513105

www.chainaris.co.th



GRUNDFOS Holding A/S
 Poul Due Jensens Vej 7
 DK-8850 Bjerringbro
 Tel: +45 87 50 14 00
 www.grundfos.com

